



# Eighth-Grade Summer Reading

Assignments

2019

Dr. Quigley

“So it is with children who learn to read fluently and well: They begin to take flight into whole new worlds as effortlessly as young birds take to the sky.” ---William James

Summer offers a perfect opportunity for students to rediscover the pleasure of reading at a leisurely and enjoyable pace. Connecting to stories that are exciting and engaging is key to developing lifelong reading habits, and students are encouraged to read widely and sample a variety of genres. Reading, writing, and success in school are closely interrelated. Even more importantly, reading engages the imagination like no other medium, transporting students into the hearts and minds of others.

Instructions:

All students in middle school must read *Restart* by Gordon Korman. Also, eighth graders must choose another book---fiction or nonfiction---by Korman to read. A partial list of Korman’s books is included here. Eighth-grade students must complete one of the assignments for *Restart* and one of the assignments for their choice Korman book. Assignments should be completed before the beginning of school. **Work will be collected on Wednesday, September 11, and will count as a homework grade.**

If you have questions during the summer, please e-mail Dr. Quigley at [wquigley@hohokus.org](mailto:wquigley@hohokus.org).

1. **Required:** *Restart* by Gordon Korman
2. **Required:** Second choice book by Gordon Korman
3. **Optional:** Reading Enrichment Opportunity---Choose any novel or nonfiction book of your choice to enjoy over the summer (no graphic novels). Please keep a list of titles and authors. Use the Optional Summer Reading Enrichment form at the end of this document.

**\*\*To earn extra credit, students must bring their Optional Summer Reading Form(s) to school on Wednesday, September 11.**

Partial List of Gordon Korman's Fiction and Nonfiction Books

<i>The Unteachables</i>	<i>The Swindle Series</i>	<i>Masterminds Trilogy</i>	<i>Pop</i>
<i>Supergifted</i>	<i>Whatshisface</i>	<i>The Titanic Trilogy</i>	<i>The 39 Clues</i>
<i>Ungifted</i>	<i>The Everest Trilogy</i>	<i>The Son of the Mob Books</i>	<i>Schooled</i>

Go to the following websites to learn more about Gordon Korman and his journey to become an author:



Photo Courtesy of the Author

<https://gordonkorman.com/more-resources/about-gordon-korman-2>

or

[https://www.ducksters.com/biography/gordon\\_korman.php](https://www.ducksters.com/biography/gordon_korman.php)

Gordon Korman published his first book at age fourteen and since then has written more than ninety middle grade and teen novels. Favorites include the *New York Times*' bestselling *Ungifted*, *Supergifted*, *The Unteachables*, *Pop*, *Schooled*, and the *Masterminds* series. Gordon lives with his family on Long Island, New York. You can visit him online at [www.gordonkorman.com](http://www.gordonkorman.com).

Choice of summer reading assignments:

For *Restart* Only  
Constructed Responses  
Newspaper Article  
Written Response

For Either *Restart* or Another Book by Korman  
Index Card  
Story Elements Graphic Organizer  
Movie Poster

Assignment for *Restart* only: You are a reporter for a newspaper, and you must choose one of the following events for your article. If you like, you can choose additional events for articles in your newspaper. Make sure to use your name as the byline on your work.

- Teenager Falls from the Roof of Home
- School Athlete/Bully Has a Personality Change
- Second World War Medal of Honor Stolen from Retirement Home

Requirements: Write about the Who, What, When, Where, Why, and How in *Restart*.

Remember that you are a reporter; write about the facts of the scene in a clear and concise manner. Use the graphic organizer below to help you brainstorm.

A newspaper article usually reports the facts of a current event. The article should be written in appropriately short paragraphs, based on observable fact. Four-paragraph minimum.

To help you with your assignment, go to Graphic Design Software: Use Make My Newspaper's Cloud Designer at <https://www.makemynewspaper.com/a-newspaper-classroom-assignment-for-students>. Just be sure to mark the project as "homework" when you save it to get a 90% discount on the PDF (\$1.99). Once you have the articles and images together, insert the articles into the newspaper software first. Adjust the column lengths so that all your words are in the textbox.

View models of newspaper articles at <https://www.tweentribune.com/>.

You should also include a photograph with a caption.

Story Title: \_\_\_\_\_ Author or Byline: \_\_\_\_\_

<p><b>Headline/Title</b> Headline/Title should be short and catch the reader’s attention. Be original.</p>	<p>Headline:</p>
<p><b>Location</b> Location is the setting where the story takes place---city, state, country.</p>	<p>Location:</p>
<p><b>Lead Paragraph</b> The lead paragraph briefly explains who, what, when, where, why, and how. Answers to these questions provide the skeleton of your story and should only be 1-2 sentences long.</p> <ul style="list-style-type: none"> <li>● Who was involved?</li> <li>● What happened?</li> <li>● When did the event take place?</li> <li>● Where did the event take place?</li> <li>● Why did event happen?</li> <li>● How did event happen?</li> </ul>	<p>Who:</p> <p>What:</p> <p>When:</p> <p>Where:</p> <p>Why:</p> <p>How:</p>
<p><b>Supporting Paragraphs</b> Develop the ideas introduced in the lead/first paragraph by giving more information in the form of explanations and vivid details.</p> <ul style="list-style-type: none"> <li>● Details about protagonist, e.g., detailed description of appearance</li> <li>● Details about what happened. Stick to the facts.</li> <li>● Details about how/why event happened. Start with the most important actions leading to that event.</li> </ul>	<p>Protagonist details:</p> <ol style="list-style-type: none"> <li>1.</li> <li>2.</li> <li>3.</li> </ol> <p>Details about what and how event happened:</p> <ol style="list-style-type: none"> <li>1.</li> <li>2.</li> <li>3.</li> </ol>
<p><b>Eyewitness Accounts/Quotes</b> Use specific and relevant quotes from the text/characters to support your article.</p>	<p>Quote:</p> <p>Quote:</p>
<p><b>Conclusion (Optional—The closing quote may suffice.)</b></p> <p>What is a memorable way to end your story? A pithy quote is a good way to end; however, that doesn’t always work. Try ending with an important or interesting piece of information or ending with a succinct summary.</p>	

Photograph and Caption: Sometimes articles have a photograph and a sentence explaining the photograph.

Does your article have a photograph? What does it show? Does it describe exactly what you see?

What does the caption say?

Rubric				
	Poor 1 point	Fair 2 points	Good 3 points	Excellent 4 points
<b>Important Information</b>	<p>Poor</p> <p>The article does not tell who, what, when, where or why/how. The facts are incomplete or wrong. No title is given to the article.</p>	<p>Fair</p> <p>The article tells 3 of the following: who, what, when, where or why/how. The facts are primarily correct. Title has nothing to do with the article.</p>	<p>Good</p> <p>The article contains all 5 W's: who, what, where, when, and why/how. The facts are complete and correct. Simple is given to the article.</p>	<p>Excellent</p> <p>The article provides information on all five W's and one H with descriptive language. A captivating title is given to the article.</p>
<b>Reporting Format</b>	<p>Poor</p> <p>The article is more like a short story and not journalistic.</p> <p>Does not contain a headline.</p>	<p>Fair</p> <p>The article contains a lead/attention grabber, but it is not interesting.</p> <p>The article contains an opinion.</p>	<p>Good</p> <p>The article contains an interesting/ exciting lead/attention grabber.</p> <p>The article is free of opinions and has a headline.</p>	<p>Excellent</p> <p>The article begins with an exciting lead/attention grabber, followed by a reasonable and purposeful report with supporting details. The article does not conclude abruptly.</p>
<b>Writing Mechanics</b>	<p>Poor</p> <p>The article is vague and unclear.</p> <p>The article contains many spelling errors.</p> <p>The article contains many grammatical errors.</p>	<p>Fair</p> <p>The article contains few sentences that are unclear to the reader.</p> <p>The article contains few spelling errors.</p> <p>The article contains few grammatical errors.</p>	<p>Good</p> <p>The article is clear and concise.</p> <p>The article contains only 1 or 2 spelling errors.</p> <p>The article contains only 1 or 2 grammatical errors.</p>	<p>Excellent</p> <p>Writing is descriptive, providing detailed information. An extensive vocabulary is used to keep the reader interested and informed. The article contains no grammar errors.</p>
<b>Editing and Improving</b>	<p>Poor</p> <p>The article was neither edited nor improved.</p>	<p>Fair</p> <p>The article shows some improvements and edits.</p>	<p>Good</p> <p>The article was completely edited and improvements were made.</p>	<p>Excellent</p> <p>The article is formatted clearly and concisely, with little room for improvement.</p>

## Sample Newspaper Article

### Girl Injured at Soccer Game

by Harry Royal

In the very last minute of the finale at Ho-Ho-Kus Public School, two girls collided as they were rushing back to defend their goal. The game between Ho-Ho-Kus and Saddle River had been fast paced, and the players were giving it all. During that last moment, one of the girls playing for Saddle River broke her arm in the collision.

“It was just an accident. Of course, it’s sad when these things happen, but she’ll be back in a few months. When I talked to her, she was actually laughing about it,” says Beatrix Potter, Saddle River’s team coach.

A doctor at the arena took care of the injured player immediately.

### Popular Competition

All in all twenty teams were taking part in the traditional Hufflepuf soccer trophy. The trophy has been arranged for fifteen years and seen a steady increase in the number of teams participating.

“We are very happy that so many joined their soccer teams. It’s good to see all these teenagers out there on the field playing together in friendly rivalry. There is a really pleasant atmosphere here during the competition, and people are enjoying themselves enormously. It was very sad with the injured girl, but this is actually the only injury we’ve had, besides bruises and sprains,” concludes Will Windsor, a representative for the Hufflepuf soccer trophy.

<https://www-tc.pbs.org/now/classroom/acrobat/lesson05.pdf>

Assignment: Constructed Responses for only *Restart*.

For this assignment, you can use the attached graphic organizers.

Questions:

1. How does Chase change?
2. How does Shoshanna change?
3. How does Joel change?
4. Explain what course of action you would take if you were in Chase's situation with no memories of the past. Why would your course of action be a more effective course than the course that Chase chose?

Please use complete sentences.




### Constructed Response - Course of Action

Explain what course of action you would take if you were in Chase's situation with no memories of the past. Why would this be a more effective course than the course that Chase chose?

Chase's Actions	Your Actions

△



## Constructed Response - Character Change

How does Chase change in the novel *Restart*?

Beginning

Middle

End



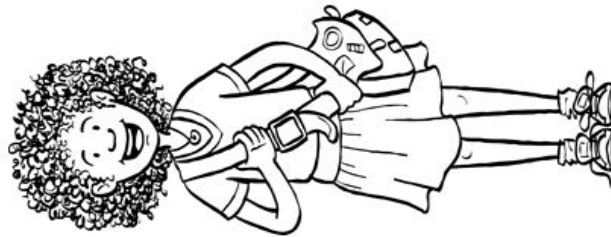
Besides the fall, which event had the most impact on Chase's character change?

© Gay Miller

## Constructed Response - Character Change

How does Shoshanna change in the novel *Restart*?

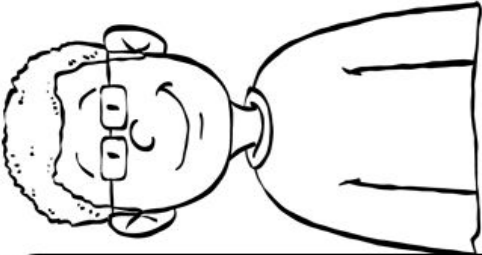
Beginning	Middle	End
Which event had the most impact on Shoshanna's character change?		



## Constructed Response - Character Change

How does Joel change in the novel *Restart*?

Beginning	Middle	End
Which event had the most impact on Joel's character change?		



## Written Response for *Restart*

Chase was able to “restart” his middle school years after his fall. In three well-developed paragraphs, write about a time that you wish you could restart and do over. What happened at that time? When you reflect back on the situation knowing what you know now, what would you do differently?

The response should be typed, MLA format, Times New Roman, 12 point, double-spaced. Please use the outline below to help you construct your three-paragraph essay.

### 1. Introduction Paragraph

1. Hook
2. Background Points
3. Thesis Statement/Claim

### 2. Body Paragraph

1. Topic Sentence
  1. Supporting fact 1
  2. Supporting fact 2
2. Transition Sentence

### 3. Conclusion Paragraph

1. Restatement of Thesis/Claim
2. Summary of Main Point
3. Final Concluding Statement (Clincher)

Movie Poster Book Report Assignment for *Restart* or Choice Korman Book  
Students can display their movie posters for Gordon Korman on the day he visits.

Assignment Description: For this book project you will be required to create a movie poster based on one of the Korman books you read. Imagine your book is being made into a movie, and you are in charge of advertising. Creativity, attention to detail, as well as the necessary information are key. The poster will be presented in class and explained. It should look like a movie poster that you see in the theatres—enlightening and interesting to the viewer.

Assignment Requirements:

- € Must be created on a poster paper or poster board. Use different types of art supplies for your poster (marker, paint, glitter, color pencils, crayons). Be creative!
- € Title of novel must be in large letters and should stand out on your movie poster.
- € The author's name will appear on the poster as the director.
- € Your name will appear on the poster as the producer.
- € A major illustration or collage should be the focus of your poster. It should give the audience a good idea of the setting and a major plot element (significant scene) of the novel. **DO NOT COPY THE BOOK COVER!**
- € A minimum of TWO quotes from the book should be incorporated on the poster.
- € The main characters of the novel will be the cast in your movie. Choose famous movie stars or television stars and cast them in the different character roles for your movie. The stars of your movie should be named on your poster. (You may print or cut out pictures of these actors if you wish, but not required.)
- € The movie poster must have a Tag Line, a catchphrase or memorable dramatic phrase, that interests the audience and describes the basic plot/theme of the movie. For example, *Shrek* used "The greatest fairy tale never told..." and *Charlotte's Web* used "Help is coming from above." *101 Dalmatians*: "So many dogs, so little time."
- € Attach the following worksheet to the back of your poster.
- € A rating of the novel must be on the poster. Example:



Recommended for the movie fan seeking a suspenseful and exciting adventure!

OR



Not recommended for the movie fan who hopes to be entertained and thrilled

Name \_\_\_\_\_

Directions: As part of the movie poster assignment, complete this form after you read your book. This information will assist you in completing your assignment and in your presentation. Attach to the back of the poster.

Book Title: \_\_\_\_\_

Author: \_\_\_\_\_ # of pages: \_\_\_\_\_

Describe the setting(s) of your book.

---

---

---

---

Describe the celebrities you would choose to play the characters from your novel. Explain why they are a strong choice.

---

---

---

---

Summarize the plot of your book in a paragraph.

---

---

---

---

<https://1.cdn.edl.io/Wfj8aQ5emEaykG3EfuDEBWo98FCrHX5W30W8gYXHWHmdxsgQ.pdf>

NAME  
SURNAME

NAME  
SURNAME

NAME  
SURNAME

# THE TITLE

A FILM BY DIRECTOR WRITTEN BY AUTHOR

PRODUCERS IN ASSOCIATION WITH OTHER PRODUCERS PRESENTS "THE TITLE" ACTRESS I, ACTOR I, ACTRESS II, ACTOR I  
CASTING CREW CASTING CREW COSTUME DESIGNER COSTUME DESIGNER PRODUCTION DESIGN PRODUCTION DESIGNER DIRECTOR OF PHOTOGRAPHY DIRECTOR OF PHOTOGRAPHY  
EXECUTIVE PRODUCER EXECUTIVE PRODUCER CO-PRODUCER CO-PRODUCER WRITER WRITER DIRECTOR DIRECTOR

MONTH . DAY . YEAR

WWW.MOVIEWEBSITE.COM



## Story Elements Graphic Organizer

Use this Story Elements Graphic Organizer for *Restart* or your choice Korman **fiction** book.


Please use the following words in your responses: protagonist, antagonist, symbol, and character traits.

Name \_\_\_\_\_ Date \_\_\_\_\_


### Story Map

Write notes (sentences) in each section.


<b>Setting:</b>	<b>Time:</b>	<b>Place:</b>




**Characters:**



**Problem:**



**Plot/Events:**



**Resolution:**

Choose *Restart* or your choice Korman book for this assignment.

Directions:

- When you finish reading the book, choose a main character from the story and record the following information on a 4 x 6 index card.

Index Card Requirements: (See example below.)

1. Place a small wallet size picture of the character from your story on the top left corner of your index card. The picture can be hand drawn or clip art.
2. Place the title of your book and the name of your character at the top of the index card.
3. Write one to two sentences describing the character's importance in the story.
4. Write one to two sentences telling which of the Six Pillars of Character Education you connect your character to: caring, responsibility, citizenship, respect, trustworthiness, or fairness. **Please see the following page for the Six Pillars of Character.**
5. Provide text evidence to show how which pillar is connected to your character. You must use a direct quote from the story.
6. In your last sentence tell the connection you have with this character.
7. On the bottom of the card write your name and grade.

Example:

*The Outsiders* by S.E. Hinton---Johnny Cade

Character Connection: Johnny Cade is one of the main characters in the story.

Johnny Cade is best friends with Ponyboy and has an abusive father. Although Johnny is a member of the Greaser gang, he is a reliable and caring friend. In chapter one, Ponyboy describes each of the Greasers and states: "If it hadn't been for the gang, Johnny would never have known what love and affection are" (92). This quote with the number of the page on which it appears demonstrates how important it is to have close friends who care for friends. I connected with Johnny's character because I have caring friends in my life as well.

Your Name/Grade

# Six Pillars of Character

**TRUSTWORTHINESS:** living with integrity, being honest and loyal

**RESPONSIBILITY:** doing what you're supposed to do, being accountable, pursuing excellence and using self control

**FAIRNESS:** treating people equally, playing by the rules

**CARING:** showing love, regard, and concern for the well-being of others, showing love without expecting any in return

**CITIZENSHIP:** doing your share to make your school and community a better place, cooperating with others, obeying laws and rules, respecting authority, protecting the environment and voting

**RESPECT:** showing what you think of others and yourself, how you treat others and their property

Assignment for either *Restart* or your choice Korman book: Write a book review (five paragraphs only, typed, MLA format). First paragraph and concluding paragraph must be five sentences, minimum. Body paragraphs must be eleven sentences minimum. Use the following outline to help you get started.

Essay Outline Format

**I. Opening paragraph**

1. Introductory sentence \_\_\_\_\_  
\_\_\_\_\_

2. The next few sentences should explain the introductory sentence and prepare the reader for the thesis statement

a. \_\_\_\_\_  
\_\_\_\_\_

b. \_\_\_\_\_  
\_\_\_\_\_

c. \_\_\_\_\_  
\_\_\_\_\_

THESIS  
STATEMENT \_\_\_\_\_  
\_\_\_\_\_

In the first paragraph, introduce the book (include the title and author) and summarize the novel's plot in a short paragraph, but try not to give away the ending. Introduce your claim and what you plan to discuss in your essay. For example, characters, major themes, plot, setting, or tone.

**II. Second paragraph**

1. Introductory sentence starts with a transition from the previous paragraph and then addresses the first supportive (a.) statement

a. First piece of evidence \_\_\_\_\_  
\_\_\_\_\_

b. Second piece of evidence \_\_\_\_\_  
\_\_\_\_\_

c. Third piece of evidence \_\_\_\_\_

\_\_\_\_\_

2. Concluding statement \_\_\_\_\_

\_\_\_\_\_

**III. Third paragraph**

1. Introductory sentence starts with a transition from the previous paragraph and then addresses the second supportive (b.) statement

\_\_\_\_\_

\_\_\_\_\_

a. First piece of evidence \_\_\_\_\_

\_\_\_\_\_

b. Second piece of evidence \_\_\_\_\_

\_\_\_\_\_

c. Third piece of evidence \_\_\_\_\_

\_\_\_\_\_

2. Concluding statement \_\_\_\_\_

\_\_\_\_\_

**IV. Fourth paragraph**

1. Introductory sentence starts with a transition from the previous paragraph and then addresses the third supportive (c.) statement

\_\_\_\_\_

\_\_\_\_\_

a. First piece of evidence \_\_\_\_\_

\_\_\_\_\_

b. Second piece of evidence \_\_\_\_\_

\_\_\_\_\_

c. Third piece of evidence \_\_\_\_\_

\_\_\_\_\_

2. Concluding statement \_\_\_\_\_

\_\_\_\_\_

\_\_\_\_\_

**V. Conclusion paragraph**

1. Introductory sentence *restates the idea from the thesis* in different words

---

---

2. Summarize key points

a. \_\_\_\_\_

---

---

b. \_\_\_\_\_

---

---

3. Final concluding statement (clincher)

---

---

---

---



Optional Summer Reading Enrichment

Student's Name: \_\_\_\_\_

Favorite Book/Author of the Summer: \_\_\_\_\_

Reading Enrichment Opportunity---Choose any novel or nonfiction to enjoy over the summer (no graphic novels). Please keep a list of titles, authors, and dates finished reading.

Title of Book (Underline title of each book.)	Author's Name/Date Read



